










### Lets remember




  
 There are lots of different colours.



  
 Painting is a type of art.







  
 We need to wear aprons when we are painting.



### I need to know that...







  
 Different colours mix together to make new colours.





  
 Sometimes artists cut and stick photos to make new images.










  
 Lines can be curved or straight. They can also be wiggly or round.

**Key Artist**  
Megan Coyle

### Glossary



Let's Explore

How many different colours can you make? Create your own colour wheel to show us them all!

Use your colours to create your own colourful creature!





### Lets remember

There are 4 different seasons: autumn, winter, spring and summer.

A map is a picture of a place.

There are differences between places in this country.

We live in Fernhurst and we go to Fernhurst Primary School.

### I need to know that...

There are hills, parks and a church in Fernhurst.

Hills, fields and bodies of water can be represented on a map.

Positional language like next to, behind or in front of can describe the direction and places.

Land and water are normally colour-coded yellow, green and blue on a map or globe.



### Glossary

aerial  
photograph

behind

direction

globe

hills

in front

map

park



# Let's Explore

Think about your journey to school. Make a journey stick of your walk in. Only add items which are loose and not from anyone's garden.



Create a 3-D map of a room in your home




















Be as creative as you like.






















### Lets remember











 We  can  use  voices  and  instruments  to  make  sounds.











 Music  can  have  a  fast  or  slow  tempo.

 The  beat  is the  steady  pulse  of a  song.

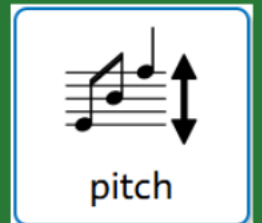
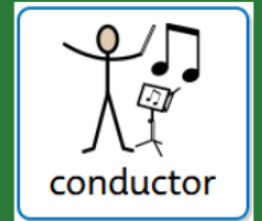

### I need to know that...

 Music  can  have  more  than  one  instrument  playing  at  once.

 An  orchestra  is a  big  group  of  people  playing  lots of  instruments.

 Performing  means to  play  a  finished  piece  of  music  to an  audience.

### Glossary



# Let's Explore

Create your own orchestra performance!

You'll need:

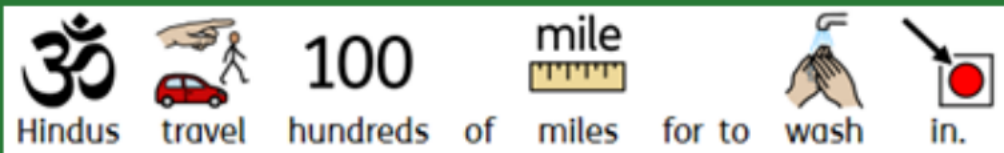
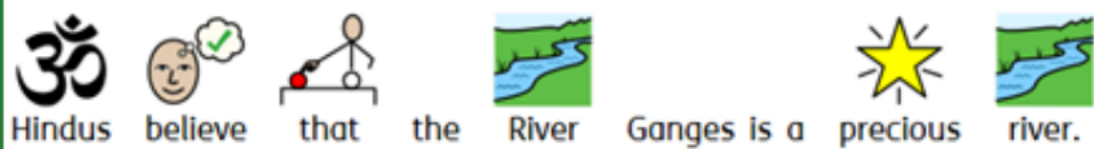
- Household items for instruments:
  - Pots & spoons (drums)
  - Rice in a container (shakers)
  - Elastic bands over a box (guitar)
- Paper, crayons, or pens
- A small "stage" space at home (living room floor, garden, etc.)
  
- Some people (family members, friends, neighbours) to be part of your orchestra!

Share your work through Tapastry so we can enjoy your performance too!

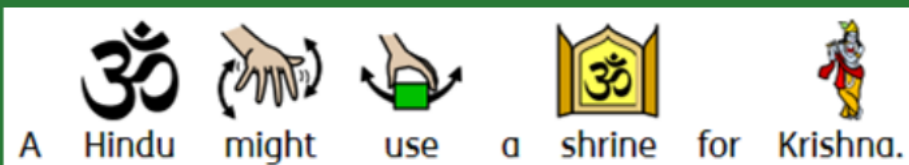

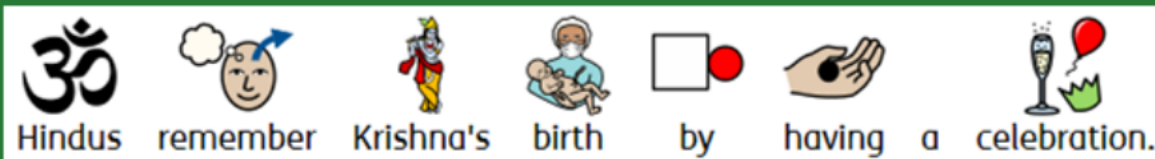




### Lets remember



### I need to know that...



### Glossary



## Let's Explore

Model your own party food! Would it be colourful? Would you have salad?



What is important for you to remember?  
Draw a picture of an important event which is special for you.

